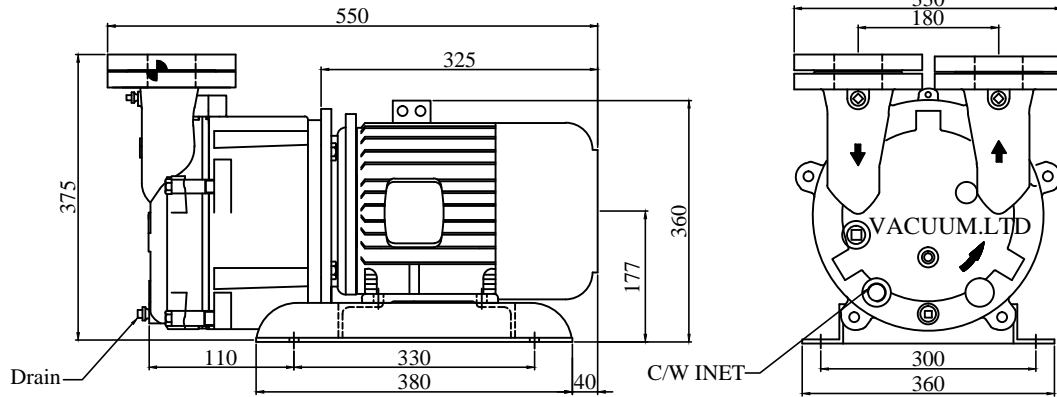
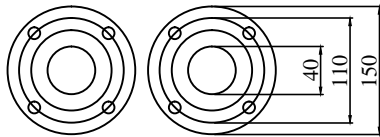


SPECIFICATIONS

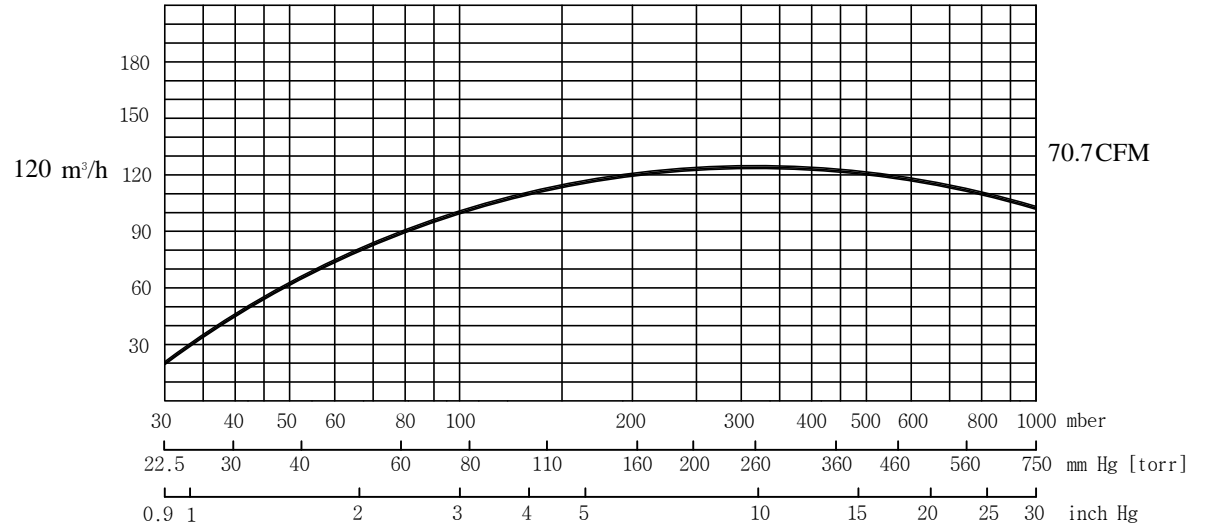
Design	1600 Lit./min(50Hz)
Displacement	2000 Lit./min(60Hz)
Speed	1400 r.p.m. (50Hz)
	1750 r.p.m. (60Hz)
Normal usage vacuum pressure	Under Torr
Attainable vacuum pressure	Max 22.5torr
Suction port diameter	DIN 40A (2) (Option:B.S.P.T)
Motor	B3B5 Motor Standard&() 3-Phase 220/380V 60Hz 3.7kW 4P
Water Capacity	15°C 10 L/MIN
Weight	87 Kg
Painting	Color- VL951 (Company's standard)
Allowable ambient temp.	-10 - 40C

-1 Excluding motor and some other parts.
-B3B5 MOTOR IEC FANGE



Curve referred to dry air at 20°C (68°F) 배기량 SUCTION CAPACITY

냉각수 온도 15°C 기준



ACCESSORIES(Option)

- Vacuum Manual Valve
- Vacuum gauge
- Vacuum Check Valve
- Separator Tank

CONSUMABLE LIST

(Vacuum.ENG GENUINE PARTS)

Designation	Specification	Quantity/set
M/C Seal	∅45	1
Bearing	6206,6205 ZZ (Special Heat - resisting grease)	1
Half Coupling		
Cavitation Valve		

DWG DATE	SCALE		TITLE
2020.00.00	N/S		WATER RING V/P
DWGBY	DESBNY	CHDBY	CLIENT
			LOCATION
진공엔지니어링			DWG NO
			JDRP-5M

- 품질 개선을 위해서 예고없이 변경 될수 있음.
- Not binding dimension that can change according to motor make