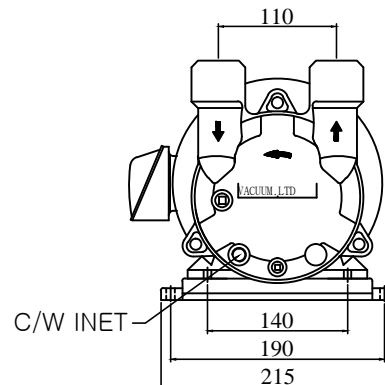
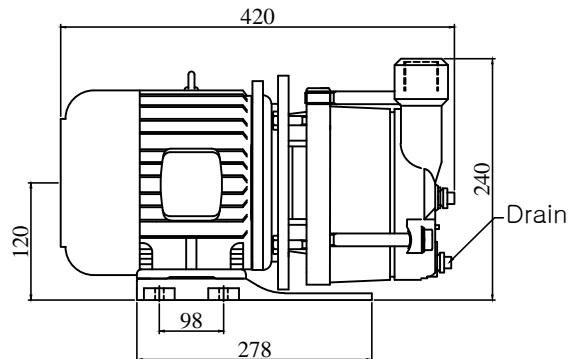


SPECIFICATIONS

Design	424 Lit./min(50Hz)
Displacement	530 Lit./min(60Hz)
Speed	2880 r.p.m. (50Hz)
	3600 r.p.m. (60Hz)
Normal usage vacuum pressure	Under Torr
Attainable vacuum pressure	Max 22.5Torr
Suction port diameter	NPT 25A (2) (Option:B.S.P.T)
Motor	B3B5 Motor () 3-Phase 220/380V 60Hz 1.5kW 2P
Water Capacity	15°C 4 L/MIN
Weight	38 Kg
Painting	Color- VL951 (Company's standard)
Allowable ambient temp.	-10 - 40C

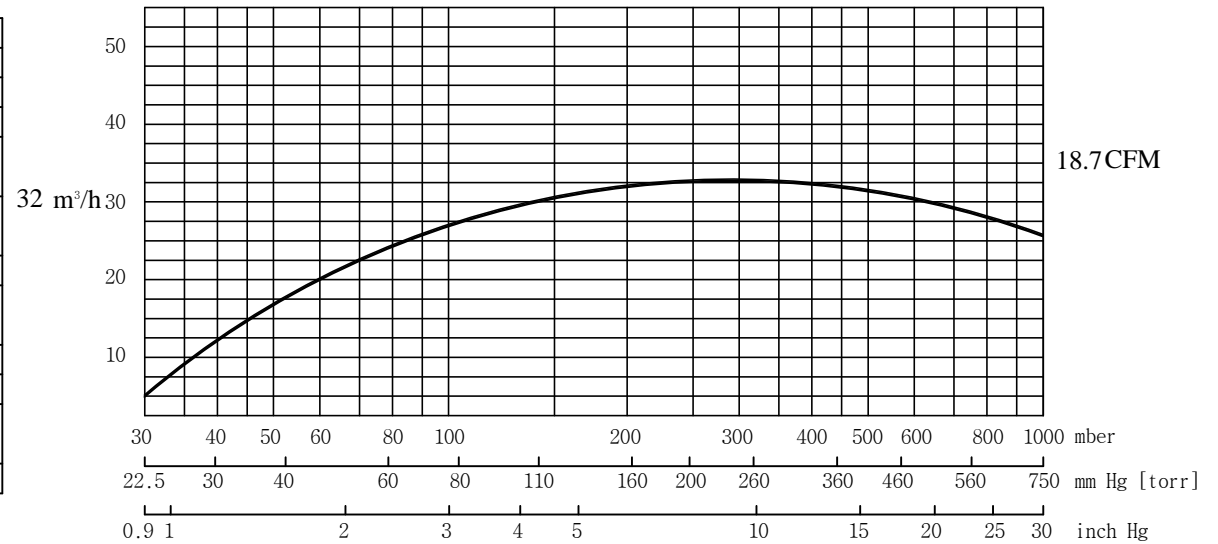
-1 Excluding motor and some other parts.

-B3B5 MOTOR IEC FANGE 부착기준



Curve referred to dry air at 20°C (68°F) 배기량 SUCTION CAPACITY

냉각수 온도 15°C 기준



ACCESSORIES(Option)

- Vacuum Manual Valve
- Vacuum gauge
- Vacuum Check Valve
- Separator Tank

CONSUMABLE LIST

(Vacuum ENG GENUINE PARTS)

Designation	Specification	Quantity/set
M/C Seal	ø 38	1
Bearing	6205,6204 ZZ (Special Heat - resisting grease)	1
Half Coupling		
Shaft Key		

- 품질 개선을 위해서 예고없이 변경 될수 있음

- Not binding dimension that can change according to motor make

DWG DATE	SCALE		TITLE	
2020.00.00	N/S		WATER RING V/P	
DWGBY	DESNBY	CHDBY	APPROVE	CLIENT
				LOCATION
			DWG NO	JDRP-1MA